

MOVING, ASSISTING & HOISTING CLASSROOM TRAINING

A range of virtual training solutions are available to provide Moving, Assisting and Hoisting training in remote delivery format.

Where clients determine that face-to-face training is required, our COVID-19 Secure Pledge has been adapted to effectively and safely deliver practical face-to-face training inline with government guidance and industry standards.



GUIDANCE FOR EMPLOYERS
AND BUSINESSES ON
CORONAVIRUS (COVID-19)








CORONAVIRUS (COVID-19):
IMPLEMENTING SOCIAL
DISTANCING IN EDUCATION AND
CHILDCARE SETTINGS



ADDITIONAL MEASURES TO
ENSURE COVID-19 SECURE
PRACTICAL TRAINING

STAYING COVID-19 SECURE DURING MOVING & ASSISTING PRACTICAL TRAINING



-  We have carried out a thorough **COVID-19 risk assessment** on all aspects of training delivery and share the results with our training team and clients
-  Our trainers are equipped with **sanitising and disinfection cleaning materials** and fully prepare the room and training equipment prior to and after use
-  We have strict **handwashing, hygiene and equipment cleaning** procedures, for both learners and trainers, fully compliant with government guidance
-  We have updated our practical competency checks to **maintain 2m social distancing**. For the 3 (out of 21) where this is not possible we have implemented further safety measures
-  Course documentation such as the attendance register will be completed by the trainer only with no sharing of keyboard and tablets, to **manage transmission risk**

JANUARY 2021

ADDITIONAL MEASURES



SOCIAL DISTANCING

Delegates are expected to keep 2m apart. Maximum class size will be dictated by room size and ensuring a 2m distance. Course documentation such as registers to be completed by trainers only and no pens or other objects to be shared.



HYGIENE

Prior to the commencement of training, the trainer will wear disposable gloves and prepare the room and equipment for use. All training equipment and wipeable surfaces will be wiped down with sanitising wipes. Learners are encouraged to wash/sanitise hands frequently.





OTHER

Where possible, windows and doors will be opened to provide additional ventilation and where the venue allows, parts of the training will take place outdoors. Learners who decline to comply with social distancing will be politely asked to leave.

MOVING, ASSISTING & HOISTING - PRACTICAL ACTIVITIES

- | | | | | | |
|-----------|--|--|-----------|---|--|
| 1 | Efficient Movement Principles | | 12 | Using a profile bed | |
| 2 | Inanimate object lifting and carrying | | 13 | Use of bed rails and levers | |
| 3 | Encouraging a person to sit/stand from a chair | | 14 | Roll a person | |
| 4 | Encouraging an uninjured person onto a chair | | 15 | Sitting a person up on the side of the bed | |
| 5 | Assisting a person to walk with carers | | 16 | Sitting up aided | |
| 6 | Assisting a person with a zimmer/walking frame | | 17 | Selection and fitting of a sling | |
| 7 | Encouraging an uninjured person onto a chair | | 18 | Visual checks | |
| 8 | Stand a person chair to chair with carers | | 19 | Positioning and removing a slide sheet | |
| 9 | Standing to a frame | | 20 | Transfer person chair to chair/chair to bed | |
| 10 | Using a stand aid | | 21 | Transfer person floor to chair | |
| 11 | Manoeuvring and safe use of a wheelchair | | | | |

KEY

  Throughout this manoeuvre learners will maintain 2m social distancing at all times

For this manoeuvre learners will wear face coverings for the short (less than 15 minutes) period of practice



The trainer will wear a face covering at all times during delivery and when on site